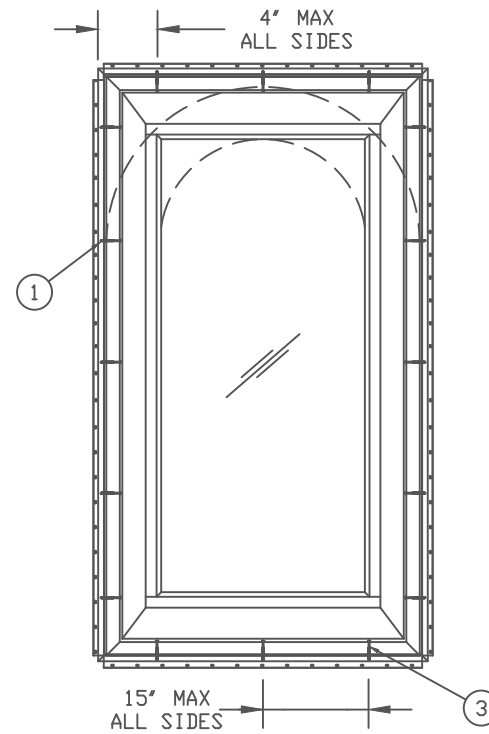


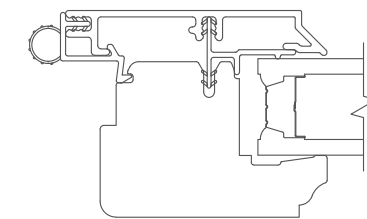
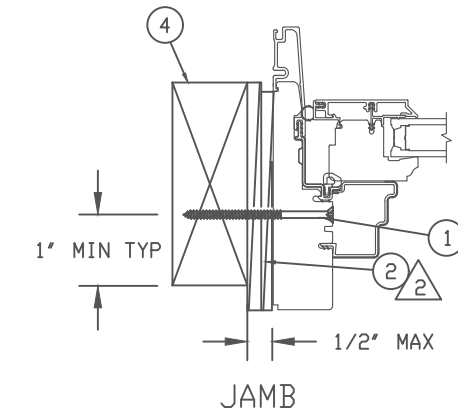
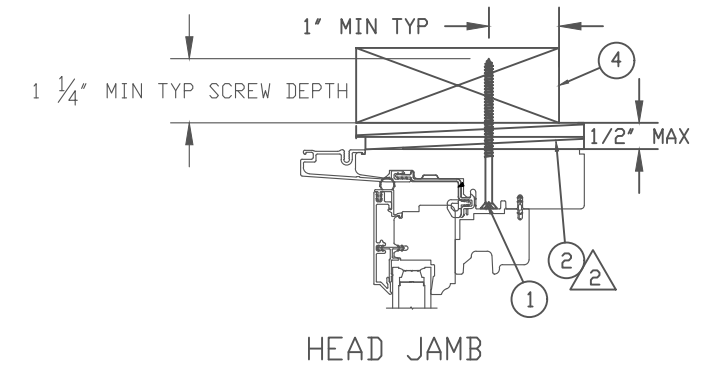
NARROW FRAME PRODUCT DETAILS

JAMB SCREW INSTALLATION



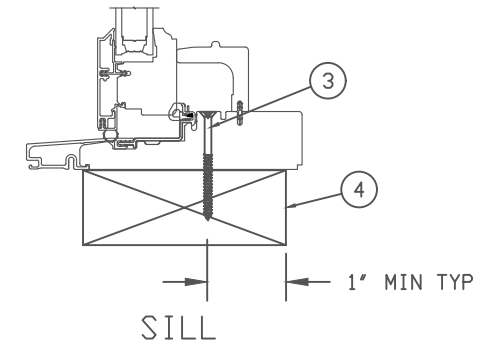
JAMB SCREW INSTALLATION METHOD:

- UNIT MUST NOT BE IN DIRECT CONTACT WITH EITHER CONCRETE OR TREATED BUCK MATERIAL. IF SHIM SPACE IS LESS THAN 1/8" WRAPPING THE UNIT ON ALL 4 SIDES WITH WINDOW FLASHING TAPE IS REQUIRED AS A BARRIER BETWEEN THE UNIT AND CONCRETE OR TREATED LUMBER.
- SECURE JAMBS AND HEAD JAMBS WITH #8 X 3" SCREWS.
- SECURE THE SILL WITH #8 X 2 1/2" SCREWS.
- SHIM AT EACH SCREW LOCATION.



GLASS COMPLIES WITH ASTM E1300

GLASS DETAIL



FULL FRAME PRODUCT DETAILS

UNIT	MAX FRAME SIZE	DP RATING
UCA STATPOLY	64 X 96-1/8 OR 96-1/8 X 64	+50/-50
UCA NFSTATPOLY	64 X 96-1/8 OR 96-1/8 X 64	+50/-50
UCA STATPOLY	72 X 71-1/4 OR 71-1/4 X 72	+50/-50
UCA STATPOLY	88 X 96-1/8 OR 96-1/8 X 88	+50/-50
UCA STATRT	64 X 96-1/8	+50/-50
UCA NFSTATRT	64 X 96-1/8	+50/-50
UCA STATRT	88 X 96-1/8	+50/-50

ITEM NO	REF NO	DESCRIPTION
4	-----	WOOD BUCK BY OTHERS
3	-----	#8 X 2.5" WOOD SCREW
2	-----	SHIM
1	-----	#8 X 3.000 WOOD SCREW

<b>UNSPECIFIED TOLERANCES</b>	
DECIMALS: XX ± .03 XXX ± .012	ANGLE DEG: ± .5
LINEAL: + .125 - .000	FAB LINEAL: ± N/A
MATERIAL:  N/A	

**MARVIN** RESEARCH & DEVELOPMENT

PRODUCT: ULTIMATE CASEMENT

CATEGORY:

UNIT TYPE: UCART, UCANFRT, UCAPOLY, UCANFPOLY

DWG TYPE: INSTALLATION

DESCRIPTION: INSTALLATION

CHK:	SIZE: B	CLASS:	DWG NO: 00065745
APP:	SCALE: NA	DATE: 12/11/12	DWG BY: BORNEMAN, SKIP
			SHEET: 1 OF 1

NOTES FOR ALL METHODS:

1. THIS PRINT IS FOR STRUCTURAL PERFORMANCE ONLY. FOR FLASHING & SEALING INSTRUCTIONS, REFER TO THE INSTALLATION INSTRUCTIONS.

2. SHIMS  
-PLACE A SHIM WITHIN 4-6 INCHES OF EACH CORNER AND SPACE ALL OTHERS EVELY A MAXIMUM OF 15" APART.

3. IF CHEMICALLY TREATED LUMBER IS USED FOR BUCK MATERIAL, FASTENERS INTO THE BUCK MUST BE A MINIMUM OF 0.90 OZ/FT<sup>2</sup> ZINC HOT DIPPED GALVANIZED OR STAINLESS STEEL TYPE 304 OR 316.

4. RECTANGULAR UNITS SHOWN, SHAPED UNITS ALSO APPLY.

NOTICE - CONFIDENTIAL INFORMATION

The information in this document is privileged and strictly confidential. The information contained herein shall be used only by Marvin Windows and Doors employees and by those agents or suppliers granted official written permission. If the reader of this document is not the intended recipient, or the employee or agent of the intended recipient, please delete this document from all data storage devices, and destroy all hard copies. Any unauthorized dissemination, distribution, copying or other use of the information contained in this document is strictly prohibited.